




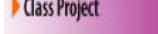
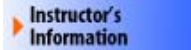









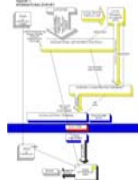








| Section   | Video Chapter Overview  | Reference  | Readings  | Learning Exercises   | Tests                  | Assignments  | Research Assignments  | Discussion Forum  | Class Project  |
|---|---|--|---|--|------------------------|--|---|---|--|
|  |   |   |    |  |                        |  |    |                                        |   |
| What to do<br>Class Schedule & Due Dates  | Watch/Read<br><a href="#">LBCC Ezone Orientation</a>  | Watch/Read<br><a href="#">Introduction to Business</a><br>User: GWC Password: Bus100   | Watch/Read<br><a href="#">International Logistics Textbook Atomic Dog</a><br>Atomic Dog Course ID: 2302345207050  | Watch/Read   | Each question 5 points | Complete Assignments<br>Email completed assignment to instructor at <a href="mailto:jmucci@lbcc.edu">jmucci@lbcc.edu</a>                               | Email an article or personal experience about the subject listed and email to <a href="mailto:jmucci@lbcc.edu">jmucci@lbcc.edu</a> . Click on the economist link above as a research resource.<br><b>Research can be done as a group project.</b> | Join and learn to use Yahoo Groups and participate by posting and responding to polls in the weekly forum                 | Work with your classmates in groups sharing experiences and insights, building on each others ideas and collaboratively create a business project. |
| i   |   |  |   | Points Each  | 100                    | 10   | 10  | 10  | 200 Peer Eval  |
| ii  | Important Dates<br><a href="#">Class Schedule &amp; Due Dates</a><br><br><a href="#">Introduction to IBUS75 Fall09</a><br><br><a href="#">Instructions for using the Course Calendar with Sound</a> | <b>Make sure your email is registered with LBCC Peoplesoft System!</b><br><br><b>Make sure you put IBUS75 + Your Name + Assignment and/or Question in your Email Subject Line!</b> | <br><a href="#">Spring 08 Student Comments</a><br><br><a href="#">Student Videos</a><br><br><br><a href="#">Former Student Petro Kostiv Video Series</a><br><br><a href="#">Review Neal Christmas's Comments</a> | <b>Tests &amp; Assignment Points = 700 ; Extra Credit Project = 200; PTO=100</b><br><br><b>Total Points= 1,000</b><br><br>630 Points for an "A"<br><br>See bottom row for all grade levels                                     | <b>400</b>             | <b>100</b>   | <b>100</b>  | <b>100</b>  | <b>200</b>   |
| 1 - 8/24  | <a href="#">International Logistics Introduction Video</a><br><br>Logistics Relationship to International Business, Marketing, Supply   | <a href="#">Syllabus</a><br><br><a href="#">International Logistics Textbook Atomic Dog</a><br><br>Atomic Dog Course ID: 2302345207050   | <a href="#">Respect Based Management</a>  | <a href="#">Profit &amp; Loss</a><br><br><a href="#">International Business</a><br><br><a href="#">Marketing Box</a><br><br><a href="#">Marketing MBO</a><br><br><a href="#">Marketing SC</a><br><br><a href="#">Logistics</a> |                        | <a href="#">Review Rate this Professor</a><br><br>Survey & Develop Communications Protocols for the Class (Yahoo Messenger, Yahoo Groups, Assignments, | Compare the Content, Costs and Hours of Instruction for Logistics and/or Global Logistics Training Programs including IBUS75  | <br><br><a href="#">ibus75fall09</a> |  |

|        |   |   |  |   |  |   |   |   |  |
|--------|---|---|--|---|--|---|---|---|--|
|        | Chain & Enterprise Profit & Loss  |   |  | <a href="#">Transportation</a>  |  | Forums, Skype, etc)<br><a href="#">Complete Student Survey</a><br><a href="#">Complete Student Expectations</a>   |   |   |  |
| 2-8/31 |    | <br><a href="#">Green Supply Chain</a>   | <a href="#">Chapter 1 Introduction</a><br><a href="#">Logistics (W)</a>  | <a href="#">Hanjin Boston Arrival Port of Long Beach</a>  |  | Research what portion % of Logistic Costs are from Physical Distribution - (Transportation & Warehousing)?  |   |   | <a href="#">Project Process</a>  |
| 3-9/7  | Overview<br><a href="#">Peer Education Video presented by Dr. Bill Williams</a><br><a href="#">Instructor's Overview Video</a><br><a href="#">Instructor's Powerpoint Video 2</a> | <a href="#">Rising Above IQ</a><br><a href="#">Port of Long Beach</a><br><a href="#">Port of Los Angeles</a><br><a href="#">San Pedro Ports Clean Air Action Plan</a><br><br><br> | <a href="#">Chapter 2 Supply Chain Management</a><br><a href="#">Supply Chain Management (W)</a><br><a href="#">CSCMP Spring Pages 3-9</a> | <a href="#">Transport \$ Choices</a><br><a href="#">Transport Transit Time Choices</a><br><br><a href="#">Southern California Logistics</a> |  | What are the elements that differentiate international logistics from domestic logistics?<br><br>What are the principal distinct components of international logistics?<br><br>What are the major costs of international logistics? | Citizen's Global Responsibility               | <a href="#">How are we going to get the class to work in a group?</a> | Develop Class Project Groups & Roles<br><br>IBUS75's <u>Community Based Clean Trucking Business - "Green Drayage"</u><br><br>Completely Usuable Online Gift Basket Service |
| 4-9/14 | Overview<br><a href="#">Logistics Provider Salaries</a><br>                                    | <a href="#">Port of Long Beach</a><br><a href="#">Port of Los Angeles</a><br><a href="#">ARB Clean Truck \$</a>   | <a href="#">Chapter 3 Logistics Infrastructure</a><br><br><a href="#">CSCMP Spring Pages 10-17</a>   | <a href="#">Cargo diversion to Mexico, Canada</a>   |  | <a href="#">Review Neal Christmas's Comments</a>  | <a href="#">Southern California Logistics</a> | Personal Cultural Business Experience                                 | Develop tactics for increasing number of members participation   |
| 5-9/21 | Overview<br><br>Review Syllabus   | <a href="#">Port of Long Beach</a><br><a href="#">Port of Los Angeles</a><br><a href="#">Port's Clean Air Truck Program</a>   | <a href="#">Chapter 11 Ocean Transportation</a><br><br><a href="#">Cargo Carriage Unusual</a>  | Ship Loading  |  | <a href="#">Document Objectives for Class on Student's SelfPerformance</a>  |   | Discuss group project, aspirations, class new business enterprise     | Join a class project group<br><br><a href="#">Strategic Planning Chart</a>   |

|          |   |  |  |  |   |  |  |  |
|----------|---|--|--|--|---|--|--|--|
|          | <br><br><a href="#">Instructors Update Video</a> | <ul style="list-style-type: none"> <li>• <a href="#">Key Ocean Transportation Terms</a></li> </ul>   |  |   | <a href="#">Evluation Form based on Student Learning Outcomes</a> |  |  |  |
| 6- 9/28  | Overview  | <a href="#">Port of Long Beach</a><br><a href="#">Port of Los Angeles</a><br><a href="#">Bill of Lading</a><br><a href="#">Alliances</a><br><a href="#">Truck Crisis</a><br>Geo M. | <a href="#">Chapter 11 Ocean Transportation</a><br><a href="#">Maritime Transportation</a>   | <a href="#">Ocean Carriage Surcharges</a>  |   | Critical US Global Policy Example  |  | <b>Marketing Group Operations Group F&amp;A Group: Project Management Group;</b> |
| 7- 10/05 | Overview<br><br><a href="#">Update</a>  | <a href="#">Port of Long Beach</a><br><a href="#">Port of Los Angeles</a>  | <a href="#">Chapter 12 International Air Transportation</a>  |    |   |  |  | Group Project Organization   |
| 8-10/12  | Overview<br><br><a href="#">Glossary</a><br><br><a href="#">Mid Term Update</a>   | <a href="#">Port of Long Beach</a><br><a href="#">Port of Los Angeles</a><br><a href="#">Man pleads guilty in massive textile transshipment case</a>                               | <a href="#">Chapter 13 International Land &amp; Multi Modal Transportation</a><br><a href="#">POLB Clean Trucking</a><br><a href="#">Cleaner Diesel</a><br><a href="#">Trade Terms</a> | <a href="#">Green Truck Financing</a><br><a href="#">Southern Counties</a><br> |   |  |  | Group Project Organization   |
| 9- 10/19 | Overview<br><br>   | <a href="#">Port of Long Beach</a><br><a href="#">Port of Los Angeles</a><br><a href="#">Freight Forwarders</a><br><a href="#">LA/LGB Port Drayage Updates</a>                     | <a href="#">Chapter 13 International Land &amp; Multi Modal Transportation</a>   | <a href="#">Port Truck Plan; CTA Lanne; Port Truck App Golden StateCleanAirLogix</a><br>Ports Truck Plan - CARB - Rail vs Harbor<br><a href="#">TWIC</a>           |   | Discuss the differences in shipping international airfreight and ocean freight.<br><br><a href="#">Clean Truck Program</a> | Discuss something you have learned from another class member |  |

|           |   |  |  |  |                                       |  |  |   |                             |
|-----------|---|--|--|--|---------------------------------------|--|--|---|-----------------------------|
|           | <a href="#">Instructors Update 3 Video</a><br>Research Assignments<br>Section Review  |  |  | <a href="#">Port Truck Transplace</a>  |                                       |  |  |   |                             |
| 10 10/26  | Overview  | <a href="#">Port of Long Beach</a><br><a href="#">Port of Los Angeles</a><br><a href="#">Southern California Logistics</a> | <a href="#">Warehousing</a><br><a href="#">Clean Truck Program</a>   |    |                                       |  |  | How do you think the average person would spend a \$1,500 cash gift?                |                             |
| 11- 11/2  | Overview  | <a href="#">Port of Long Beach</a><br><a href="#">Port of Los Angeles</a>  | <a href="#">Warehousing</a>  |  | <a href="#">Test 1 (100)</a>          |  | Toyota Camry   | Mfg & Supply Chain  | Group Project Organization  |
| 12- 11/09 | Overview : Grade Update; Research Assignments; Forums;  | <a href="#">Port of Long Beach</a><br><a href="#">Port of Los Angeles</a>  | <a href="#">Chapter 16 Using International Logistics for Competitive Advantage</a><br><br>Green Logistics - Clean Air LA/LGB; TWIC |    |                                       |  | <a href="#">Research Harry Bridges - Founder of the ILWU</a>   | Give an example of how you worked collaboratively in this class.                    | Comp Committee Group Status |
| 13- 11/16 | Overview<br><br><a href="#">Instructors Update 4 Video</a>   | <a href="#">Port of Long Beach</a><br><a href="#">Port of Los Angeles</a>  | Technology   | <a href="#">Wherenet</a>   | <a href="#">Test 2 (100)</a>          |  | <b>Effect Panama Canal will have on So Cal Import Trade</b><br><br><b>LA/LGB Clean Truck Program</b><br><br><b>Issues facing the PMA- ILWU Contract Talks</b><br><br><b>EPA's vs CARB on reducing emissions in California</b><br><br><b>Effect fuel costs have on US Physical Distribution</b> | Do you think Port security is sufficient in the US?                                 | Revisions                   |
| 14- 11/23 | Overview<br><br><a href="#">Instructors Update 5 Video</a> | <a href="#">Port of Long Beach</a><br><a href="#">Port of Los Angeles</a>  | <a href="#">Chapter 6 Terms of Trade Incoterms</a>   |  | <a href="#">Outcomes Test 3 (100)</a> |  | China to Wal*Mart  | Who should pay for trade related environmental improvements in Southern California? | Consolidation               |

|           |  |   |   |  |                              |                            |                                      |  |  |
|-----------|--|---|---|--|------------------------------|----------------------------|--------------------------------------|--|--|
| 15-11/30  | Overview                                   |   |   |   | <a href="#">Test 4 (100)</a> |                            | "Cost Effective and Highly Reliable" | How did you contribute to the class?         | Edited Report                            |
| 16- 12/07 | Overview                                   |   | <a href="#">Present &amp; Discuss Class Collaborative Project</a> |  |                              |                            | MacDonald's Index                    | Should US Businesses receive tax reductions? | Present Group Basic Logistics Plan (200) |
| 17 12-14  | Overview                                   |  |   |  |                              |                            |                                      |  |  |
|           | <a href="#">Instructors Update 6 Video</a> |   |   |  |                              |                            |                                      |  |  |
| 18-       | Overview                                   |   |   |  |                              |                            |                                      |  |  |
|           |  |   | <b>Grade</b><br><i>Points Earned</i>                              |  | <b>A</b><br><i>&gt; 629</i>  | <b>B</b><br><i>629-560</i> | <b>C</b><br><i>559-490</i>           | <b>D</b><br><i>489-420</i>                   | <b>F</b><br><i>&lt; 420</i>              |

[▶ Announcements](#)[▶ Syllabus](#)[▶ Grades](#)[▶ Links](#)[▶ Course Information](#)[▶ Orientation](#)[▶ Instructor's Information](#)